

Entrance Test for Schools

Familiarisation Guide

This is the familiarisation guide for the Future Stories Community Enterprise Entrance Test for Schools. It is designed to help pupils and their parents understand more about the test.

This familiarisation guide will:

- Tell you what to expect in the real test and introduce some of the different parts of the test.
- Tell you about the question booklets, the separate answer sheets and the voice recorded instructions.
- Describe some of the test sections and tell you how to answer the different types of questions.
- Tell you what you can bring to the test and which items are not allowed.
- Include some example questions to show you the types of questions you may experience during the real test and to let you practise completing your answers on the separate answer sheet.

Note:

- The example questions will be similar to the types of questions and answer formats that will be included in the real test. However, they will not be exactly the same.
- The order of the test sections and the difficulty of the questions may also be different.

It is a good idea to print this guide. Read the instructions carefully, then try to answer the questions and record your answers on the answer sheet.

This guide is the only genuine resource produced for the FSCE Ltd. test.

INFORMATION ABOUT THE REAL TEST

Test instructions

The instructions before, during and after all parts of the test will be given to you via a voice recording. Before you begin, you will be asked to check that you can hear the voice recording clearly. Many of the instructions are also written on the question papers and answer sheets. You should raise your hand if you have any questions at any point.

About the test: understand the terms you will hear

‘The test’ refers to everything you will complete on the day.

‘The paper’ (e.g., Paper 1) refers to one of three different parts of the test – each of the 3 ‘papers’ has a question booklet and an answer sheet.

‘A section’ refers to a specific part of a paper.


‘A question’ refers to a specific task in a section.

At any one time, you will receive a question booklet and an answer sheet. You will receive a pack like this three times – once for Paper 1, once for Paper 2 and once for Paper 3.

Papers 1 and 2

Your name and some other information about you (primary school, date of birth, username and the test date & session) will already be printed on the front of your answer sheets. At the start of each paper, you will be asked to check that this information is correct. If any of this information is incorrect, please do not worry; just raise your hand and an adult will help you.

The information boxes will look like this:

	Answer Sheet: Paper 1 Year 7 Entrance Test for Schools		
Candidate and Test Details			
Name	Primary school		
<input type="text" value="Your name will be here."/>	<input type="text" value="Your school will be here."/>		
Date of birth	User name	Test date & time	Room
<input type="text" value="Your date of birth."/>	<input type="text" value="Your username."/>	<input type="text" value="Date & time of your test."/>	<input type="text" value="Your test room."/>
If any of this information is incorrect, raise your hand			

The question booklets are divided into separate sections.
The sections have different kinds of questions that test different skills.

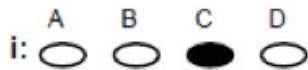
Multiple-choice questions

Some of the questions will be multiple choice. You will need to select your answer by shading **one** response for each question.

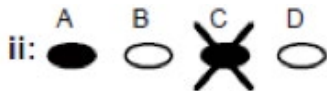
There will only be **one** correct answer for each question.

Find the best answer for each question.

You must shade your answers like this:



If you need to change your answer, put a cross through the incorrect answer and shade the correct one like this:



Please do **NOT** use a horizontal line or vertical line. The oval needs to be shaded.

The answer options will look like this:

	A	B	C	D
1:	<input type="radio"/>	<input type="radio"/>	<input type="radio"/>	<input type="radio"/>
2:	<input type="radio"/>	<input type="radio"/>	<input type="radio"/>	<input type="radio"/>
3:	<input type="radio"/>	<input type="radio"/>	<input type="radio"/>	<input type="radio"/>
4:	<input type="radio"/>	<input type="radio"/>	<input type="radio"/>	<input type="radio"/>
5:	<input type="radio"/>	<input type="radio"/>	<input type="radio"/>	<input type="radio"/>
	A	B	C	D
6:	<input type="radio"/>	<input type="radio"/>	<input type="radio"/>	<input type="radio"/>
7:	<input type="radio"/>	<input type="radio"/>	<input type="radio"/>	<input type="radio"/>
8:	<input type="radio"/>	<input type="radio"/>	<input type="radio"/>	<input type="radio"/>
9:	<input type="radio"/>	<input type="radio"/>	<input type="radio"/>	<input type="radio"/>
10:	<input type="radio"/>	<input type="radio"/>	<input type="radio"/>	<input type="radio"/>
	A	B	C	D

You can see that A B C D is printed above and below the answer options.

Be careful to shade the right oval (A, B, C or D).

If you miss out any answers, remember to leave a gap.

Always make sure that the question number on the answer sheet matches the number in your question booklet.

Free response questions

For some of the questions, you will need to write your answer in special answer boxes. Be careful to make sure that you write clearly and inside the boxes.

Maths questions

For maths, you will need to write only ONE number in each box like this:

Example:

2	0
---	---

If you make a mistake and need to change your answer, put a cross through the incorrect answer and write the correct answer above like this:

Example:

3	6
X	X

English questions

For English, you will need to write only ONE letter in each box. You must write clearly in CAPITAL LETTERS like this:

Example:

E	X	A	M	P	L	E
---	---	---	---	---	---	---

If there are three answer boxes, this means that there are three missing letters. You need to put a letter in each box.

If you make a mistake and need to change your answer, put a cross through the incorrect answer and write the correct answer above like this:

Example:

L	E					
E	X	A	M	P	X	X

At the start of each section, you will be given instructions that explain what you need to do. Mark your answers carefully, using a black biro or black ballpoint pen.

You must answer the questions on the separate answer sheets.

Do not write your answers in the question booklet!

After the test, **ONLY** the answer sheets will be marked. The question booklets will **NOT** be marked.

Your question booklet will also have some example questions. The example questions will use Roman numerals:

i first example

ii second example

You will also be told how to complete your answers on the answer sheet, and you will be shown a completed example on your answer sheet.

This is how it will look in the question booklet:

Page 8
Section 2: Opposites

Which word means the opposite of the other words?

Example

i

A	B	C	D	E
joyful	merry	miserable	glad	jubilant

The correct answer is C. miserable

C has been shaded on your answer sheet.

This is how it will look on the answer sheet:

Section 2: Opposites

Example

A	B	C	D
i: <input type="radio"/>	<input type="radio"/>	<input checked="" type="radio"/>	<input type="radio"/>

When you are completing a section, you **can**:

- Look back at the instructions.
- Go back to any questions **within** the section.
- Change your answer on your answer sheet **within** the section. But, remember to follow the instructions about how to change your answer.
- Use any spare time to check your answers **within** the section.

When you are completing a section, you **cannot**:

- Look at any other section.
- Go back to answer or correct questions from an earlier section.
- Look at any future sections.

Try to answer all the questions. If you are unable to answer a question, try your best and then go to the next question. You will **NOT** lose any marks for incorrect answers! If you have any time left at the end of the section, you can go back and have another try at any questions you have missed or were unsure about within that section. Do not worry if you cannot answer a question or run out of time.

The top of each page shows the name of the test section and the page number. For example,

Section 1: Maths

Page 3

There are important instructions at the bottom of each page such as:



You must **NOT** turn over the page until you are told to start.

Go to next page.



Make sure that you follow these instructions.

The last question within a section will be followed by 'This was the last question in this section. You can use any spare time to check your work within this section only.' You must **NOT** go beyond this point until the recording tells you to do so.

What are the questions like?

The questions will assess Maths and English and will draw on what you have been learning at school. Some of the questions may be more difficult than you are used to at school, and you may need to think carefully about how to use the skills you already have to answer these more difficult questions.

Here are some example questions to familiarise you with some possible types of questions and how to answer them. These questions will **NOT** appear on the real test. On the real test, the type of questions may be different or in a different order.

You will find an example answer sheet on page 20 of this familiarisation guide. Try completing your answers on the answer sheet – this is good practice for the real test.

The answers are on pages 16 - 19 of this guide. Check your answers. If you have made a mistake, try to answer the question again and look out for where you went wrong!

English – Comprehension

The test may include a reading comprehension section. For comprehension, you will need to read a text (or texts) and answer questions on the text(s). The best way to prepare for comprehension is to read widely and many different kinds of texts at home. Choose different types of books – fiction and non-fiction that are written by different authors. Think about the texts and what they mean. Use a dictionary to look up any new words that you do not understand. Reading widely will also help you at school!

Instructions

Carefully read the text. Then answer the questions that follow.

Select the **best** answer by shading one of the ovals **A-D** on your answer sheet.

There is only **one** correct answer for each question.

Shade only **one** oval for each question.

Text

Since the dawn of civilisation, humans have wanted to defend their homes and communities. Early villages were often surrounded with deep trenches, earthen mounds, and wooden walls. In ancient times, large, wealthy cities such as Rome built immense stone walls, interspersed with towers, ramparts and weapons like catapults. However, it wasn't until around 1000 A.D. that the landscape of Europe became peppered with some of the most impressive fortifications ever built: castles. Castles became centres of political and military control in much of England and the empires of Europe. Many are still inhabited today (by those who can afford it), albeit, without a standing army in residence. Others sadly lie in ruins thanks to a fatal design flaw; stone walls apparently do not like gunpowder, and this is one of the main reasons why we do not build them anymore.

Now answer these questions.

Q1 For how long have humans been protecting their settlements?

- A. Since 1000 A.D.
- B. Up until the invention of gunpowder
- C. From the earliest civilised settlements
- D. Since ancient times

Q2 What does the word 'interspersed' mean in this context?

- A. placed between
- B. around the side
- C. buried beneath
- D. tightly packed

Q3 Why are castles no longer built?

- A. They are inexpensive
- B. Modern weaponry made them easy to defeat
- C. Nobody has a private army anymore
- D. They are too easily ruined

Q4 Which of the following can we infer about castles?

- I. expensive to build
 - II. can act as homes as well as military bases
 - III. predominantly made of stone
 - IV. not as important today as they were in the past
-
- A. I and II only
 - B. II and III only
 - C. IV only
 - D. I, II, III and IV

English – Vocabulary

The test may include some questions to assess which words you know and how well you understand them. Reading widely is a great way to learn new words. If you read a word that you don't understand, look it up in a dictionary. What does it mean? Do you know other words that have a similar meaning? Can you think of a word that has the opposite meaning?

Instructions

Read the word in the question box. What does it mean? Which **one** of the answer options **A-E** means the same, or nearly the same, as the word in the question?

Answer by shading one of the ovals **A-E** on your answer sheet.

Find the **best** answer for each question.

There is only **one** correct answer. Shade only **one** oval for each question.

Questions

Q1 faithful

A	B	C	D	E
eager	capable	pleasant	loyal	thoughtful

Q2 fragrant

A	B	C	D	E
fruitful	bright	handy	funky	scented

Q3 vacant

A	B	C	D	E
practical	empty	movable	relaxing	ruined

Q4 discard

A	B	C	D	E
demolish	refresh	reject	ignore	persuade

Q5 suitable

A	B	C	D	E
fitting	tricky	clever	polished	joyful

Q6 toxic

A	B	C	D	E
stagnant	harmful	faulty	backlog	vivid

Q7 novel

A	B	C	D	E
clear	defective	unusual	flawed	mellow

Q8 liberty

A	B	C	D	E
scrutiny	garnish	exertion	freedom	hardship

Q9 comply

A	B	C	D	E
filter	obey	regret	vacate	protect

Q10 pessimistic

A	B	C	D	E
mad	bored	hurt	needy	hopeless

English - Missing letters

Instructions

Carefully read the sentences below. Some words have missing letters.

Fill in the missing letters to complete the words so that each sentence makes sense.

Choose the **best** answer to complete each word. There is only **one** correct answer for each question.

Complete the words on your answer sheet by writing **one** letter in each box.

Answer using CAPITAL LETTERS.

Questions

Q1

A shows the directions north, south, east and west.

Q2

Her identity was by a hat and dark glasses.

Q3

Mount Everest is 's highest mountain.

Q4

A rainforest is an area with tall trees and a high of rainfall.

Q5

The of a rainforest is very hot and humid.

Q6

It was a very dangerous climb to the of the mountain.

Q7

A sundial is an ancient timekeeping .

Q8

The demonstration was designed to sympathy for the campaign.

Maths

In the test, you will be asked to answer some maths questions. You will need to use the maths knowledge you have already learned in school to answer the questions. The questions may need you to use addition, subtraction, division, or multiplication skills. You may also be asked to solve worded number problems. Any diagrams will not be drawn to scale, so do not try to guess how big an angle looks or how long a line appears to be!

The maths questions may be multiple choice or free response. Sometimes, the question will tell you to give your answer in a specific format, e.g., give the length in centimetres, answer using the 24-hour clock, give your answer in miles. It is very important to follow these instructions.

You will **NOT** get any marks if your answer is written in the wrong format.

Instructions

In this section you will need to answer some maths questions.

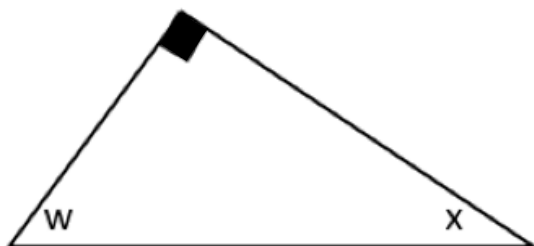
There is space after each question which you can use for your working out. But, you will not get any marks for your working out.

Write your answers on your answer sheet by writing **one** number in each box.

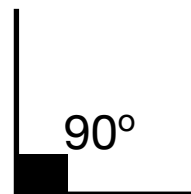
Questions

Q1 Max has £20. He buys a book priced £6.99, some felt tip pens priced £3.50 and a drawing pad priced £2.99. How much change will he receive?

Q2 Angle X is 35 degrees. What is the size of angle W?



Information:



Q3 Martha is going to the cinema. The film is 110 minutes long and starts at 6:15pm. What time will the film finish? Answer using the 24-hour clock.

Q4 Calculate the value of $4.85 - 1.50$

Q5 How big is the largest change in temperature between January and June?

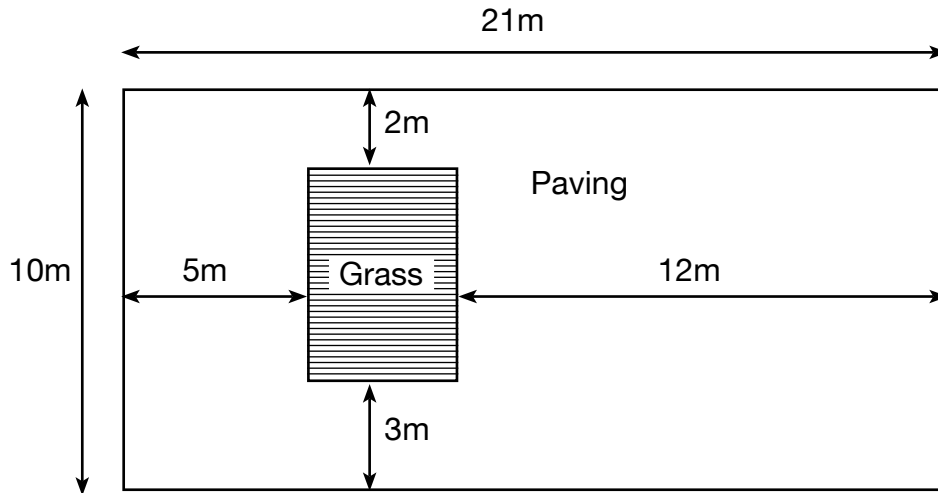
City	Average monthly temperature	
	January	June
Cairo	13°C	27°C
Calgary	-7°C	9°C
Dubai	19°C	32°C
London	8°C	19°C
Riga	-5°C	17°C
Sydney	22°C	13°C

Q6 A theme park sells tickets.

Information:
Adult ticket: £32
Child ticket: £12
Family ticket (2 adults and up to 3 children): £90

What is the lowest total cost of theme park tickets for a family of 2 adults and 2 children?

- Q7** Nikki has a small garden. It has some grass and some paving.
Calculate the area of the grass. Give your answer in m^2



Creative Writing

In Paper 3, you will be asked to complete a piece of creative writing. You will be given some time to plan your answer. You will be told when the planning time has finished and you can start writing your answer. Please note, the timings for the real test may not be the same as this practice question!

Instructions

You should spend 5 minutes planning your answer. Use your planning time to structure your ideas and organise your thoughts, as well as preparing some varied vocabulary and paragraph/sentence structures appropriate to the task. The plan will not be marked and we would suggest you use whichever way of planning you have been taught at primary school and with which you are most comfortable.

You should then spend 15 minutes writing your answer.

The timings may differ for the real test, but you will be given clear instructions on the day of the test.

Question: Into the Forest

Use this as the title for a story.

You should:

- Think of an interesting story-line
- Describe the setting
- Try to use varied vocabulary and sentence structures

EXAMPLE QUESTIONS – CORRECT ANSWERS**English – Comprehension (from text on pages 8-9)**

Q1. C. From the earliest civilised settlements

This question requires you to identify which fact is true according to the passage. The answer to Q1 is **C**, as the passage says, “Since the dawn of civilisation, humans have wanted to defend their homes”. This sentence suggests that the behaviour has been occurring since the beginning of society.

Q2 A. placed between

This question requires you to choose the correct definition. Look back at the passage and find the sentence that contains the word ‘interspersed’. Re-read it and think about which of the answer options makes the most sense. The correct definition here is **A** “placed between” as towers are built at intervals along stretches of wall.

Q3. B. Modern weaponry made them easy to defeat

This question requires you to infer meaning from the text. The correct answer is **B** as the clause in the passage ‘stone walls apparently don’t like gunpowder’ suggests that stone walls can be destroyed by modern weapons that use gunpowder.

Q4. D. I, II, III and IV

This question requires you to decide which of the statements I, II, III and IV are correct. Some of the information may be stated in the passage, but you may also need to infer some things. When you have decided which statements are true, you can then select the correct answer. The correct answer here is **D** as all the statements are true according to the passage.

EXAMPLE QUESTIONS – CORRECT ANSWERS

English – Vocabulary (from text on p.10-11)

Q1. D. loyal

Someone who is faithful is loyal and keeps the promises they have made.

Q2. E. scented.

If something is fragrant it is scented; it has a nice smell.

Q3. B. empty

Vacant means not filled or not occupied; it is empty.

Q4. C. reject

If you discard something you get rid of it; you reject it.

Q5. A. fitting

Suitable means that something is acceptable, appropriate, or fitting.

Q6. B. harmful.

If a substance is toxic it is poisonous or deadly; it is harmful.

Q7. C. unusual

Novel has more than one meaning. It can mean a long, printed story. It can also mean something that is new, different or unusual.

Q8. D. freedom

Liberty means freedom, to be allowed to do something or to go where you want to.

Q9. B. obey

If you comply you follow someone's orders or rules; you obey them.

Q10. E. hopeless

If you are pessimistic you expect something bad will happen; you are without hope.

EXAMPLE QUESTIONS – CORRECT ANSWERS**English - Missing Letters (from text on p.12)****Q1.** c o m p a s s**Q2.** c o n c e a l e d**Q3.** e a r t h ' s**Q4.** a m o u n t**Q5.** c l i m a t e**Q6.** s u m m i t**Q7.** d e v i c e**Q8.** e v o k e**Maths (from text on p.13-15)****Q1.** £ 6 . 5 2

First, calculate the total cost of Max's shopping ($£6.99 + £3.50 + £2.99 = £13.48$).
Then, calculate Max's change ($£20.00 - £13.48 = £6.52$).

Q2. 5 5 degrees

The square at the top of the triangle shows that this angle is a right angle. A right angle is 90°
The angles in a triangle add up to 180°
So, $X = 180^\circ - 90^\circ - 35^\circ$

Q3. 2 0 : 0 5

110 minutes is the same as 1 hour and 50 minutes.
Therefore, the film will finish at 8:05 p.m.

The question says that you must answer using the 24-hour clock. Therefore, you must write 20:05. You will **not** get any marks for 8:05 p.m!

Q4. **3** . **3** **5**

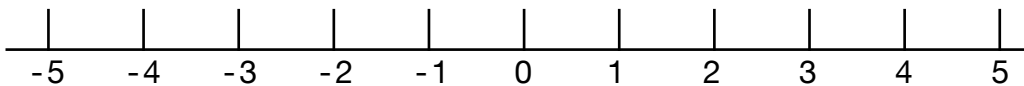
When you are working with decimals, take care with the units and make sure that the decimal point is in the right place!

Units	.	tenths	hundredths
4	.	8	5
1	.	5	0

Q5. **2** **2** degrees

Riga has the largest change in temperature. -5°C means 5 below zero, so the change in temperature is -5°C to $+17^{\circ}\text{C}$

Drawing a number line can help you to understand negative numbers.



Q6. £ **8** **8**

You need to calculate the cost of 2 adult tickets ($2 \times \text{£}32 = \text{£}64$) and 2 child tickets ($2 \times \text{£}12 = \text{£}24$).

Then add these together ($\text{£}64 + \text{£}24 = \text{£}88$).

Finally, check that this is the lowest cost. A family ticket is $\text{£}90$, so $\text{£}88$ is the lowest cost.

Q7. **2** **0** m^2

You need to calculate the length and width of the grass.

The width of the grass is $21\text{m} - 5\text{m} - 12\text{m} = 4\text{m}$

The length of the grass is $10\text{m} - 2\text{m} - 3\text{m} = 5\text{m}$

Area = length x width

The area of the grass is $4\text{m} \times 5\text{m} = 20 \text{m}^2$

EXAMPLE QUESTIONS - EXAMPLE ANSWER SHEET

English - Comprehension

Questions

- A B C D
- 1:
- 2:
- 3:
- 4:

English - Vocabulary

Questions

- A B C D E
- 1:
- 2:
- 3:
- 4:
- 5:
- A B C D E
- 6:
- 7:
- 8:
- 9:
- 10:

English - Missing Letters

- Q1. C O M
- Q2. C E A L E D
- Q3. E A , S
- Q4. A M
- Q5. C L I M
- Q6. S U T
- Q7. D E V
- Q8. E V

Maths

- Q1. £ .
- Q2. degrees
- Q3. :
- Q4. .
- Q5. degrees
- Q6. £
- Q7. m²

There will be an invigilator in the test room. The invigilator is an adult who will supervise the test session. If your child has a problem, for example, they think they have the wrong question book or he/she feels unwell, please tell your child that they must raise their hand and the invigilator will help them. However, the invigilator cannot help your child with any of the test questions – they cannot read any of the words and they cannot tell your child if the answer is correct.

Information about the test

The test papers

There will be three question booklets, each with its own answer sheet – Paper 1, Paper 2 and Paper 3. The test papers assess Maths and English, and will draw on what your child will have been learning at school, up to the start of Year 6. Some of the questions may be more difficult than your child is used to at school, and he/she may need to think carefully about how to use the skills they already have to answer these more difficult questions. This test does **not** need your child to learn anything new beyond the Year 5 curriculum. The following sections are about Papers 1 and 2. Information about Paper 3 is given separately.

Paper 1 and Paper 2

Test papers 1 and 2 contain all the questions that your child will need to answer. They will look like this:

Test Booklet Unique Reference Number: 0000

210911P1RS

FSCE Entrance Test for Entry into Year 7

Paper 1 2022 Entry

YEAR 7 ENTRANCE TEST FOR SCHOOLS

Name: _____

Primary School: _____

Test date: _____

Username: _____

WARNING: This paper and its contents are protected by copyright law. Reproduction, modification, distribution or publication of this paper and any content contained is prohibited without written permission of the holder. The copyright holder reserves the right to take formal legal action against anyone found to have illegally reproduced, published or photocopied any content herein, including on any website or social media. All rights are reserved.

You must NOT open this booklet until you are told to.

Copyright © 2021 FSCE Ltd.

Your child will be asked to write the following information on the front of the question booklet:

- Name
- Current Primary School
- The test date
- The Username (provided on the registration card which your child will have with him/her)

The username is a special code that the school will have given your child especially for this test. Your child does not need to remember it, as an adult will make sure that they have a copy of their username when you are in the test room, so they can copy it down.

Your child can practise writing their details in the following box. This is what it will look like in the real test.

Name:

Primary School:

Test date:

User name:

The question booklet will not be marked - all of your child's answers must be recorded on the separate answer sheet. It is very important to remember this. Your child can use any blank space in the question booklet for notes or working out. There will be space after each maths question for working out, although this will not be marked. Your child should not use the answer sheets for notes or working out!

The invigilator will play a voice recording with the instructions for each test paper. Make sure that your child understands that he/she must listen to these very carefully.

Your child will be told when he/she can open the question booklet. Each question booklet is divided into separate sections. At the start of each section, the voice recording will tell your child:

- The page number he/she must turn to
- The section number and name, e.g., Section 1: Maths
- Instructions about how to answer the questions
- An example question
- The time allowed
- When he/she may start answering the questions

This information will also be printed in the question booklet.

Your child will be given a warning, just before the end of the section, to let him/her know that the time has nearly finished. This warning will help your child to plan how to use the remaining time.

Example questions

This familiarisation guide includes some example English and Maths questions and an example answer sheet. Please look at these examples with your child and make sure that they understand how to complete their answers on the answer sheet and how to correct their answers if they make a mistake.

Thank you for choosing to sit this Entrance Test. We aim to ensure that schools are able to assess children fairly, inclusively and in a manner that ensures child and school are well matched. We do not support any preparation for this entrance test that disrupts a child's usual schooling nor creates unnecessary anxiety.