

# GRAMMAR SCHOOL ENTRANCE TESTS

# FAMILIARISATION GUIDE

---

This guide tells you about the different types of questions you will be asked when you take the test for real. It will also help you to understand how to use an answer sheet correctly.

You may print copies of this book, for your own use, to practise answering questions and marking your answers on the answer sheet.

## COMPREHENSION

### What equipment are you allowed to use in the test?

You will be allowed to use these things in the test:

- an HB pencil
- a rubber
- a pencil sharpener

You will **NOT** be able to use any of the following things in the test:

- a ruler
- a calculator
- scrap paper
- a protractor
- a mobile phone
- a camera
- a watch
- any electronic devices
- recording equipment or study notes

**Please note:** practice materials available in book shops or for sale on the Internet are not genuine CEM resources. This guide is the only official CEM resource available for this assessment.

## The test booklets

In the real test, you will be asked to work through **two** question booklets.

You must read the questions in these booklets and then mark your answers on a separate answer sheet. Examples of these booklets and answer sheets are included towards the end of this guide.

**A question booklet will look like this.**

Booklet serial number: **1**

**CEM**  
Centre for Evaluation & Monitoring

# Selective School Assessment for 2022 Entry


## Booklet One

Write your full name here:

**You will be asked to write your name on the front cover of the question booklet.**

**The name box on the question booklet will look like this. Practise writing your name in this box now.**

WARNING: THIS PAPER AND ITS CONTENTS ARE COPYRIGHT PROTECTED. ANY UNAUTHORISED REPRODUCTION, MODIFICATION, TRANSMISSION OR PUBLICATION OF THIS PAPER OR ANY CONTENT CONTAINED HEREIN IS ILLEGAL. THE COPYRIGHT HOLDER RESERVES THE RIGHT TO TAKE FORMAL LEGAL ACTION AGAINST ANYONE FOUND IN BREACH OF THIS WARNING. SUCH ACTION MAY GIVE RISE TO CIVIL PENALTY OR CRIMINAL PROSECUTION.


**DO NOT OPEN THIS BOOKLET UNTIL YOU ARE TOLD TO DO SO** 

Copyright © 2021 CEM. All Rights Reserved.

# The answer sheets

The answer sheet will have your name and some information about you already printed on it. Check that the information shown is correct.

**Selective School Assessment for 2022 Entry**

	Exam No:	DfE Number:
	Name:	Gender:
	Date of Birth:	Date of Test:
	Current School:	
	Venue:	
	Session:	

Please write your name here: \_\_\_\_\_

Do not write outside the box.

**Instructions**

1. Check that you are marking the answer for the correct question number.
2. Mark ONE answer only for each question on this answer sheet.
3. Use an HB pencil and rub out any errors thoroughly.

Remember, you **must** mark the answers the **RIGHT** way like this:  For example,

<p><b>Comprehension Examples</b> page 2</p> <p>i <input checked="" type="radio"/> <input type="radio"/> <input type="radio"/> <input type="radio"/></p> <p>ii <input type="radio"/> <input type="radio"/> <input type="radio"/> <input type="radio"/></p> <p><b>Questions</b> page 4</p> <p>1 <input type="radio"/> <input type="radio"/> <input type="radio"/> <input type="radio"/></p> <p>page 5</p> <p>2 <input type="radio"/> <input type="radio"/> <input type="radio"/> <input type="radio"/></p> <p>3 <input type="radio"/> <input type="radio"/> <input type="radio"/> <input type="radio"/></p> <p>4 <input type="radio"/> <input type="radio"/> <input type="radio"/> <input type="radio"/></p> <p>5 <input type="radio"/> <input type="radio"/> <input type="radio"/> <input type="radio"/></p> <p>page 6</p> <p>6 <input type="radio"/> <input type="radio"/> <input type="radio"/> <input type="radio"/></p> <p>7 <input type="radio"/> <input type="radio"/> <input type="radio"/> <input type="radio"/></p> <p>8 <input type="radio"/> <input type="radio"/> <input type="radio"/> <input type="radio"/></p> <p>9 <input type="radio"/> <input type="radio"/> <input type="radio"/> <input type="radio"/></p> <p>page 7</p> <p>10 <input type="radio"/> <input type="radio"/> <input type="radio"/> <input type="radio"/></p> <p>11 <input type="radio"/> <input type="radio"/> <input type="radio"/> <input type="radio"/></p> <p>12 <input type="radio"/> <input type="radio"/> <input type="radio"/> <input type="radio"/></p> <p>page 8</p> <p>13 <input type="radio"/> <input type="radio"/> <input type="radio"/> <input type="radio"/></p> <p>14 <input type="radio"/> <input type="radio"/> <input type="radio"/> <input type="radio"/></p> <p>15 <input type="radio"/> <input type="radio"/> <input type="radio"/> <input type="radio"/></p> <p>16 <input type="radio"/> <input type="radio"/> <input type="radio"/> <input type="radio"/></p> <p>page 9</p> <p>17 <input type="radio"/> <input type="radio"/> <input type="radio"/> <input type="radio"/></p> <p>18 <input type="radio"/> <input type="radio"/> <input type="radio"/> <input type="radio"/></p> <p>19 <input type="radio"/> <input type="radio"/> <input type="radio"/> <input type="radio"/></p> <p>20 <input type="radio"/> <input type="radio"/> <input type="radio"/> <input type="radio"/></p> <p>page 10</p> <p>21 <input type="radio"/> <input type="radio"/> <input type="radio"/> <input type="radio"/></p> <p>22 <input type="radio"/> <input type="radio"/> <input type="radio"/> <input type="radio"/></p> <p>23 <input type="radio"/> <input type="radio"/> <input type="radio"/> <input type="radio"/></p> <p>24 <input type="radio"/> <input type="radio"/> <input type="radio"/> <input type="radio"/></p>	<p><b>Word Choice Examples</b> page 12</p> <p>i <input type="radio"/> <input checked="" type="radio"/> <input type="radio"/> <input type="radio"/> <input type="radio"/></p> <p>ii <input type="radio"/> <input type="radio"/> <input type="radio"/> <input type="radio"/></p> <p><b>Questions</b> page 13</p> <p>1 <input type="radio"/> <input type="radio"/> <input type="radio"/> <input type="radio"/> <input type="radio"/></p> <p>2 <input type="radio"/> <input type="radio"/> <input type="radio"/> <input type="radio"/> <input type="radio"/></p> <p>3 <input type="radio"/> <input type="radio"/> <input type="radio"/> <input type="radio"/> <input type="radio"/></p> <p>4 <input type="radio"/> <input type="radio"/> <input type="radio"/> <input type="radio"/> <input type="radio"/></p> <p>5 <input type="radio"/> <input type="radio"/> <input type="radio"/> <input type="radio"/> <input type="radio"/></p> <p>6 <input type="radio"/> <input type="radio"/> <input type="radio"/> <input type="radio"/> <input type="radio"/></p> <p>7 <input type="radio"/> <input type="radio"/> <input type="radio"/> <input type="radio"/> <input type="radio"/></p> <p>page 14</p> <p>8 <input type="radio"/> <input type="radio"/> <input type="radio"/> <input type="radio"/> <input type="radio"/></p> <p>9 <input type="radio"/> <input type="radio"/> <input type="radio"/> <input type="radio"/> <input type="radio"/></p> <p>10 <input type="radio"/> <input type="radio"/> <input type="radio"/> <input type="radio"/> <input type="radio"/></p> <p>11 <input type="radio"/> <input type="radio"/> <input type="radio"/> <input type="radio"/> <input type="radio"/></p> <p>12 <input type="radio"/> <input type="radio"/> <input type="radio"/> <input type="radio"/> <input type="radio"/></p> <p>13 <input type="radio"/> <input type="radio"/> <input type="radio"/> <input type="radio"/> <input type="radio"/></p> <p>14 <input type="radio"/> <input type="radio"/> <input type="radio"/> <input type="radio"/> <input type="radio"/></p> <p>page 15</p> <p>15 <input type="radio"/> <input type="radio"/> <input type="radio"/> <input type="radio"/> <input type="radio"/></p> <p>16 <input type="radio"/> <input type="radio"/> <input type="radio"/> <input type="radio"/> <input type="radio"/></p> <p>17 <input type="radio"/> <input type="radio"/> <input type="radio"/> <input type="radio"/> <input type="radio"/></p> <p>18 <input type="radio"/> <input type="radio"/> <input type="radio"/> <input type="radio"/> <input type="radio"/></p> <p>19 <input type="radio"/> <input type="radio"/> <input type="radio"/> <input type="radio"/> <input type="radio"/></p> <p>20 <input type="radio"/> <input type="radio"/> <input type="radio"/> <input type="radio"/> <input type="radio"/></p> <p>21 <input type="radio"/> <input type="radio"/> <input type="radio"/> <input type="radio"/> <input type="radio"/></p> <p>page 16</p> <p>22 <input type="radio"/> <input type="radio"/> <input type="radio"/> <input type="radio"/> <input type="radio"/></p> <p>23 <input type="radio"/> <input type="radio"/> <input type="radio"/> <input type="radio"/> <input type="radio"/></p> <p>24 <input type="radio"/> <input type="radio"/> <input type="radio"/> <input type="radio"/> <input type="radio"/></p> <p>25 <input type="radio"/> <input type="radio"/> <input type="radio"/> <input type="radio"/> <input type="radio"/></p> <p>26 <input type="radio"/> <input type="radio"/> <input type="radio"/> <input type="radio"/> <input type="radio"/></p> <p>27 <input type="radio"/> <input type="radio"/> <input type="radio"/> <input type="radio"/> <input type="radio"/></p> <p>28 <input type="radio"/> <input type="radio"/> <input type="radio"/> <input type="radio"/> <input type="radio"/></p>	<p><b>Pictures 1 Examples</b> page 18</p> <p>i <input type="radio"/> <input type="radio"/> <input type="radio"/> <input type="radio"/> <input type="radio"/> <input type="radio"/></p> <p>ii <input type="radio"/> <input type="radio"/> <input type="radio"/> <input type="radio"/> <input type="radio"/> <input type="radio"/></p> <p><b>Questions</b> page 20</p> <p>1 <input type="radio"/> <input type="radio"/> <input type="radio"/> <input type="radio"/> <input type="radio"/> <input type="radio"/></p> <p>2 <input type="radio"/> <input type="radio"/> <input type="radio"/> <input type="radio"/> <input type="radio"/> <input type="radio"/></p> <p>3 <input type="radio"/> <input type="radio"/> <input type="radio"/> <input type="radio"/> <input type="radio"/> <input type="radio"/></p> <p>page 21</p> <p>4 <input type="radio"/> <input type="radio"/> <input type="radio"/> <input type="radio"/> <input type="radio"/> <input type="radio"/></p> <p>5 <input type="radio"/> <input type="radio"/> <input type="radio"/> <input type="radio"/> <input type="radio"/> <input type="radio"/></p> <p>6 <input type="radio"/> <input type="radio"/> <input type="radio"/> <input type="radio"/> <input type="radio"/> <input type="radio"/></p> <p>page 22</p> <p>7 <input type="radio"/> <input type="radio"/> <input type="radio"/> <input type="radio"/> <input type="radio"/> <input type="radio"/></p> <p>8 <input type="radio"/> <input type="radio"/> <input type="radio"/> <input type="radio"/> <input type="radio"/> <input type="radio"/></p> <p>9 <input type="radio"/> <input type="radio"/> <input type="radio"/> <input type="radio"/> <input type="radio"/> <input type="radio"/></p> <p>page 23</p> <p>10 <input type="radio"/> <input type="radio"/> <input type="radio"/> <input type="radio"/> <input type="radio"/> <input type="radio"/></p> <p>11 <input type="radio"/> <input type="radio"/> <input type="radio"/> <input type="radio"/> <input type="radio"/> <input type="radio"/></p> <p>12 <input type="radio"/> <input type="radio"/> <input type="radio"/> <input type="radio"/> <input type="radio"/> <input type="radio"/></p> <p>page 24</p> <p>13 <input type="radio"/> <input type="radio"/> <input type="radio"/> <input type="radio"/> <input type="radio"/> <input type="radio"/></p> <p>14 <input type="radio"/> <input type="radio"/> <input type="radio"/> <input type="radio"/> <input type="radio"/> <input type="radio"/></p> <p>15 <input type="radio"/> <input type="radio"/> <input type="radio"/> <input type="radio"/> <input type="radio"/> <input type="radio"/></p> <p>page 25</p> <p>16 <input type="radio"/> <input type="radio"/> <input type="radio"/> <input type="radio"/> <input type="radio"/> <input type="radio"/></p> <p>17 <input type="radio"/> <input type="radio"/> <input type="radio"/> <input type="radio"/> <input type="radio"/> <input type="radio"/></p> <p>18 <input type="radio"/> <input type="radio"/> <input type="radio"/> <input type="radio"/> <input type="radio"/> <input type="radio"/></p> <p>page 26</p> <p>19 <input type="radio"/> <input type="radio"/> <input type="radio"/> <input type="radio"/> <input type="radio"/> <input type="radio"/></p> <p>20 <input type="radio"/> <input type="radio"/> <input type="radio"/> <input type="radio"/> <input type="radio"/> <input type="radio"/></p> <p>21 <input type="radio"/> <input type="radio"/> <input type="radio"/> <input type="radio"/> <input type="radio"/> <input type="radio"/></p>
--	--	---

Copyright © 2021 CEM. All Rights Reserved.


An answer sheet will look like this.

You should tell an adult if there are any mistakes on your sheet, or the information is missing.

If you have to write the information on the sheet, do this neatly and carefully. Ask an adult if you need help.

If you have to write your date of birth on the sheet, take care to write your actual date of birth and **NOT** the date you are taking the test.

You will be asked to write your name here, in the small box.

	Exam No:	DfE Number:
	Name:	Gender:
	Date of Birth:	Date of Test:
	Current School:	
	Venue:	
	Session:	

Please write your name here: \_\_\_\_\_

Do not write outside the box.

**Instructions**

1. Check that you are marking the answer for the correct question number.
2. Mark ONE answer only for each question on this answer sheet.
3. Use an HB pencil and rub out any errors thoroughly.

## Information about using the question booklets

Each page of the question booklet will have information to help you shown on it.


- The page number is in the top corner of each page.
- The title of each section is shown on the top line of each page.

Page

5

## Comprehension

Instructions at the bottom of the pages include the following symbols and words to explain what you need to do:



**Time allowed for the section**



**Go to the next page**



**Do not turn the page until you are told to do so**



**Stop working and await instructions**

You will also be given instructions about what to do before the test starts by a voice recording, which may be played through a CD player or a computer. Sometimes an adult in the room may read the instructions to you.

## What kind of questions are in the question booklets?

In the test, it will take about an hour to answer the questions in each booklet.

There are a number of sections in each booklet. You may be asked questions about reading, sentences, words and their meanings, mathematics and you will also be asked to solve some shape puzzles.

Each section starts with some examples, showing how to answer the different types of questions.


**Example questions are numbered using Roman numerals from i up to vi.**

Roman numeral	number
i	1
ii	2
iii	3
iv	4
v	5
vi	6

**Please note**, these numbers will be read-out on the voice recording as 'one', 'two', 'three' etc.

Within each section, you can look back to the example page as often as you wish.

The time available to answer the questions is shown at the start of each section, at the bottom of the example page.



**You have 20 minutes for this section.**

# How to answer the questions

The heading of the section you are working on in the question booklet will be the same on the answer sheet.

## Comprehension

**Instructions**

Carefully read through the passage of writing.  
 Answer the questions that follow.  
 Mark your answer on the answer sheet by choosing one of the options A - D.

**Example Passage**

The girl walked through the bluebells in the wood.  
 The birds sang.

**Example i.**

Where did the girl walk?

**A** In the wood  
**B** In a field  
**C** On the pavement  
**D** On the beach

The correct answer is: **A** In the wood

The answer A has been marked for you on your answer sheet.

**Example ii.**

Who sang?

**A** The girl  
**B** The boy

The heading in the question booklet is shown here.

**Comprehension Examples** page 9

i ~~A~~ B C D

ii A B C D

**Questions** page 11

1 A B C D

page 12

2 A B C D

3 A B C D

4 A B C D

5 A B C D

page 13

6 A B C D

7 A B C D

The heading on the answer sheet is shown here.

You must make sure that you mark your answers in the **CORRECT SECTION** of the answer sheet.

**Comprehension Examples** page 9

i ~~A~~ B C D

ii A B C D

**Questions** page 11

1 A B C D

page 12

2 A B C D

3 A B C D

4 A B C D

5 A B C D

page 13

6 A B C D

7 A B C D

The rows on the answer sheet are arranged to match the pages of the question booklet.

The green text tells you on which page the questions appear in the question booklet.

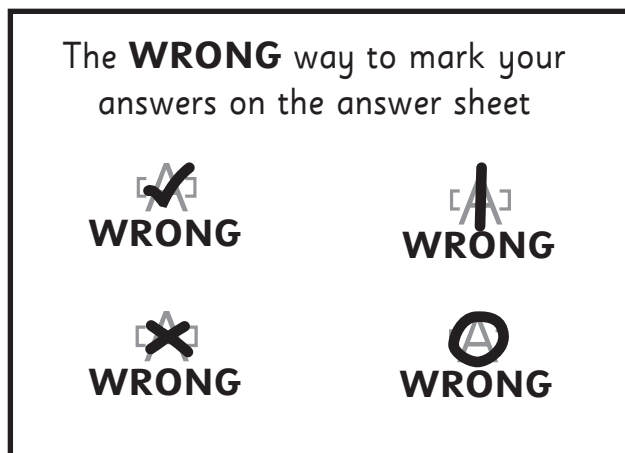
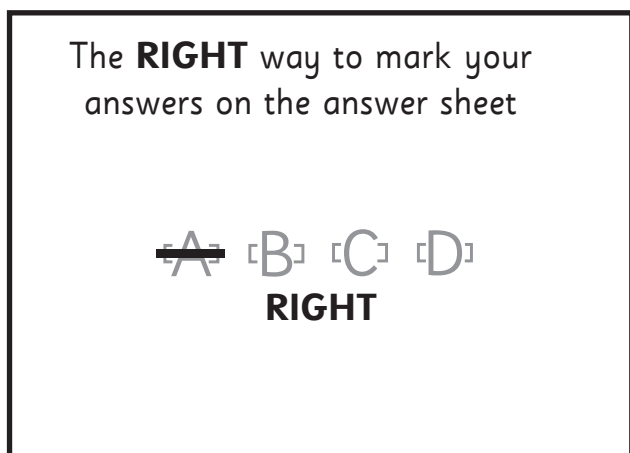
Use this information to check that you are marking your answer in the correct place.

## Take care!

If you miss out an answer, remember to leave a gap and mark your next answer on the correct line.

### Remember:

- In the real test, you will be given a separate answer sheet for each question booklet.
- You **DO NOT** mark your answers in the question booklet. Following the real test, a computer is used to mark your answer sheets, your question booklets will not be marked, so it is not a good use of your time to be writing answers into the question booklets.
- Mark your answers carefully with one straight line, using a pencil



- Mark only one answer on each line.
- If you don't know an answer, move-on, but take care to mark your next answer on the correct line.
- If you make a mistake, or change your mind, rub-out your answer carefully and clearly mark the new answer.

## What will a Comprehension section be like?

The Comprehension section tests your ability to read a passage of text and use the information contained within it to help you answer questions about the passage.

## Comprehension questions: Examples

- At the beginning of the Comprehension exercise, there is a very short example passage followed by two example questions.

### Instructions

Carefully read through the passage of writing.

Answer the questions that follow.

Mark your answer on the answer sheet by choosing one of the options A - D.

---

### Example Passage

The girl walked through the bluebells in the wood.

The birds sang.

---

### Example i.

Where did the girl walk?

- A** In the wood
- B** In a field
- C** On the pavement
- D** On the beach

The correct answer is: **A** In the wood

The answer A has been marked for you on your answer sheet.

---

### Example ii.

Who sang?

- A** The girl
- B** The boy
- C** The policeman
- D** The birds

The correct answer is: **D** The birds

Mark the box with the letter D on your answer sheet.


- In order to answer the questions in the main Comprehension exercise section, you first need to read the passage called 'Discovering Japan' on pages 10 and 11. Once you have done this, you must move on to answering the questions.

## How long will you have to answer the Comprehension questions?

You must read the passage quickly and carefully before answering the questions on the following pages.

- You will have 15 minutes to do this.
- There are almost two pages of text to read.
- There are 25 questions to answer in this exercise.
- Each question is followed by 4 possible answers.
- The answers to choose from are labelled A, B, C and D.

In the real test you will be told how long you have to answer the questions in a section by a message in the question booklet like this:



You have **15** minutes for this section.

- The recorded voice instructions will also provide you with a reminder.

## Helpful things to remember

- Read the question, look back at the passage for information, then use this information to help you choose the correct answer.
- When you have answered, move quickly to the next question. You will not be asked to move on by the voice recording or an adult in the room.
- The questions are arranged in order so that the information you need to answer the earlier questions is found near the beginning of the passage. The information you need to answer the later questions is likely to be found towards the end of the passage.
- In order to answer some of the more challenging questions, you will have to think carefully and use the clues you have gathered from the text as a whole before giving your answer.
- If you are unable to answer a question, move-on to the next question. If you have time at the end you can always come back and try again.

## Take care!

- If you miss a question out, remember to mark the answer to the next question on the correct line of your answer sheet.



## Instructions

Carefully read through the passage of writing.

Answer the questions that follow.

Mark your answer on the answer sheet by choosing one of the options A - D.

---

## Example Passage

The girl walked through the bluebells in the wood.

The birds sang.

---

### Example i.

Where did the girl walk?

- A** In the wood
- B** In a field
- C** On the pavement
- D** On the beach

The correct answer is: **A** In the wood

The answer A has been marked for you on your answer sheet.

---

### Example ii.


Who sang?

- A** The girl
- B** The boy
- C** The policeman
- D** The birds

The correct answer is: **D** The birds

Mark the box with the letter D on your answer sheet.

---



You have **15** minutes for this section.

**DO NOT** turn this page until you are told to do so.



## Discovering Japan

Japan is an exciting and beautiful country which is situated in the Far East, off the Chinese coastline. It is found within a group of islands that are referred to as the 'ring of fire'. These are a series of active volcanoes, in a horseshoe-shaped formation, lining the edge of the Pacific Ocean. Seismic activity results in frequent earthquakes, to the extent that Japanese children require special drills at school to teach them how to keep safe in such an event. The earthquakes are not the only danger. The shockwaves often cause dangerous tsunamis (gigantic waves) that can literally wash a whole village away. This volcanic activity, however, has shaped Japan's stunning natural landscape. The nation sprawls across four large islands and over several thousand smaller ones. These islands are characterised by towering snow-capped mountains, smouldering volcanoes, heavenly lakes and thick, dense forests. Whilst the climate is as temperate as Europe, the region is often hit by intense typhoons which can be powerful enough to tear up trees and destroy buildings. Beautiful though this landscape is, the unforgiving nature of the environment makes much of it uninhabitable, forcing the population of Japan to squeeze into densely populated cities.

Tokyo is the capital of Japan (replacing the former capital, Kyoto) and is a global economic powerhouse with an annual spending power of over one trillion US dollars. Home to over 35 million people, it is referred to as a 'megapolis' and is a very densely populated city. It is also one of the world's safest cities, with very low crime rates. This is because the Japanese have a strong sense of community and sharing, where equality and good deeds are prized above getting rich. From afar, the view of Tokyo is dominated by huge, modern, quake-resistant skyscrapers and people travel around the city using a sophisticated network of subways, overhead trains and superfast monorails. Amazingly, Tokyo has been almost completely rebuilt twice in the last century due to earthquakes and warfare.

**Go to the next page.**




Japan is famous for leading the world in scientific and technological developments, particularly in fields such as motoring, electronics and robotics. Japan owns more than half of the world's robotic creations (most of which assist in factories), even developing human-like models that speak with mechanical voices. Engineering is another field of expertise for the Japanese. Tokyo, for instance, has been built to be as earthquake-proof as possible. Buildings shake from side to side rather than collapsing, preventing damage in the event of earthquakes. Space exploration is also a national goal, and plans to go to the planets Mercury and Venus, as well as to build a base for humans on the moon, are currently in development.

Japanese culture is also popular with western audiences. Manga, for example, is a type of comic book with colourful, imaginative stories that are popular with all ages. Related to this is anime, a type of Japanese cartoon programme based on the stories from manga. Even elements of Japan's history feature in western films and literature. Characters based on samurai warriors and deadly ninjas are becoming increasingly popular with western writers. Finally, Japanese martial arts, such as karate, kendo and judo are now practised around the world. These are popular because of their focus on the strength of the mind as well as the strength of the body.

From its powerful, natural landscape and modern super-cities to its visions of space travel and modern robotics, Japan truly is a fascinating country of contrasts. Its technological, scientific and cultural achievements have helped shape the modern world into what it is today and will no doubt continue to do so for many years to come.

- 1** According to paragraph 1, where specifically is Japan located?
- A** Within an active volcano, in the Far East of the Pacific Ocean
  - B** The eastern edge of the Pacific Ocean beneath a ring of active volcanoes
  - C** In the Far East, encircled by volcanoes and islands in the Pacific Ocean
  - D** On a horseshoe-shaped island in China, called the ring of fire

**Go to the next page.**



# Comprehension

2 Why is the area referred to as 'the ring of fire'?

- A The area that surrounds Japan has many active volcanoes.
- B The area forms a perfect ring of inactive volcanoes.
- C The islands that make up the horseshoe are always on fire.
- D The reflection of erupting volcanoes in the ocean makes the region look as though it is on fire.

3 Which natural hazard do Japanese school children receive special drills in?

- A Typhoons
- B Earthquakes
- C Volcanic eruptions
- D Tsunamis

4 What does paragraph 1 mean when it refers to 'seismic activity'?

- A Activity caused by intense weather and storms
- B Activity caused by gigantic waves and tsunamis
- C Activity caused by volcanoes, earthquakes and shockwaves
- D Activity caused by climate change

5 Which of the following is **NOT** a hazard affecting the country of Japan?

- A Earthquakes
- B Tsunamis
- C Intense typhoons
- D A temperate climate

**Go to the next page.**



**6** According to paragraph 1, which geographical features are typical of Japan?

- A** Volcanoes, canyons and snow
  - B** Volcanoes, forests and lakes
  - C** Lakes, rivers and volcanoes
  - D** Snow-capped mountains, canyons and rivers
- 

**7** Paragraph 1 describes Japan as 'beautiful' but 'unforgiving'. What does this mean?

- A** The landscape is naturally beautiful but the environment makes it dangerous to inhabit.
  - B** The 'ring of fire' is beautiful but the typhoons it causes are unforgiving.
  - C** The islands are very dangerous and the climate makes it too hot to live in.
  - D** Japan is beautiful but tsunamis, typhoons and earthquakes make it impossible to live in.
- 

**8** What is the name of the capital city of Japan?

Option 1: Anime

Option 2: Tokyo

Option 3: Kyoto

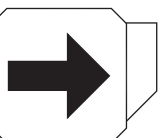
Option 4: Megalopolis

- A** Option 1 only
  - B** Option 2 only
  - C** Options 2 and 3 only
  - D** Options 2, 3 and 4 only
- 

**9** Tokyo is described as an 'economic powerhouse' in paragraph 2. What does this mean?

- A** The city generates a vast amount of money.
- B** The storms and volcanoes allow the city to generate its own electricity.
- C** It is densely populated by rich people.
- D** Tokyo is the richest city in the world.

**Go to the next page.**



# Comprehension

**10** Tokyo is described as one of the world's safest cities. What reason is given for this in paragraph 2?

- A** The city is so crowded that it is hard for criminals to commit crimes.
  - B** Community safety is prized above all else in Japan.
  - C** People become rich quickly and so there is no incentive to break the law.
  - D** Japan promotes community and good deeds rather than crime and money making.
- 

**11** According to paragraph 1, why are the Japanese people crowded into cities?

- A** Because Japanese cities are so rich
  - B** Because crime is higher outside of cities
  - C** Because much of Japan's countryside is unsuitable to live in
  - D** Because cities are not affected by earthquakes or tsunamis
- 

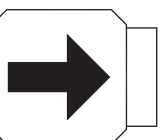
**12** What does the author mean by the term 'megalopolis' in paragraph 2?

- A** A city that is large and densely populated
  - B** A city that makes a lot of money
  - C** A city that is safe from the effects of earthquakes, typhoons and tsunamis
  - D** A city that is very easy to travel around
- 

**13** 'People travel around the city using a sophisticated network of subways, overhead trains and superfast monorails.' What does the word sophisticated mean in this context?

- A** Expensive
- B** Complex
- C** Fast
- D** Noisy

**Go to the next page.**



**14** According to paragraph 2, which features characterise Tokyo when viewed from a distance?

- A** Volcanoes
  - B** Subways
  - C** Skyscrapers
  - D** None of the above
- 

**15** According to the passage, what is especially amazing about Tokyo?

- A** The fact that it has been completely rebuilt twice
  - B** That such a large city has such an efficient transport network
  - C** That the city is completely earthquake-proof
  - D** That such a densely populated city is crime free
- 


**16** Tokyo is an anagram of Kyoto. What is an anagram?

- A** A word that sounds like another word
  - B** A word that has the same meaning as another word
  - C** A word that uses the same letters in a different order as another word
  - D** A word that comes from the same language as another word
- 

**17** According to paragraph 3, which areas has Japan helped to advance?

- A** Economics, science and seismic activity
- B** Cars, robotics and engineering
- C** Space travel, earthquake-proofing and interactive robots
- D** Engineering, science and climate control

**Go to the next page.**



**18** Which of the following has Japan **NOT** yet achieved?

- A** Talking robots
  - B** Earthquake-resistant buildings
  - C** Advanced developments in science and technology
  - D** Exploration of other planets
- 

**19** Where does Japan hope to establish a new base?

- A** The moon
  - B** China
  - C** Kyoto
  - D** Venus
- 

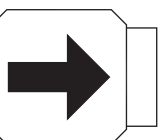
**20** What is special about Japan's human-like robots?

- A** They aid in the development of the space programme.
  - B** They help develop the fields of science and technology.
  - C** They can talk and interact.
  - D** They assist in factories.
- 

**21** What happens to buildings in Japan during an earthquake?

- A** They shake before they collapse.
- B** They shake rather than collapse.
- C** They collapse quickly to prevent damage to nearby buildings.
- D** Nothing happens because they are earthquake-proof.

**Go to the next page.**





**22** According to the passage, which of the following are now popular in Europe thanks to Japanese culture?

- A** Space travel, talking robots and fast cars
  - B** Manga, martial arts and anime
  - C** Manga, anime and robotics
  - D** Martial arts, space exploration and engineering
- 

**23** What is the relationship between manga and anime?

- A** One is based upon the other.
  - B** Both originated outside of Japan.
  - C** They are both types of Japanese books.
  - D** They appeal only to people in Japan.
- 

**24** According to the passage, which elements of Japanese history have influenced European culture?

- A** The destruction and re-construction of Tokyo
  - B** The natural disasters that often devastate Japanese islands
  - C** Japanese military history and the samurai warriors
  - D** Samurai warriors and ninjas
- 

**25** What does the final paragraph mean by 'Japan truly is a fascinating country of contrasts'?

- A** It has beautiful countryside and dense urban areas.
- B** People can travel around in a variety of ways.
- C** People can enjoy both manga and anime.
- D** Volcanoes are beautiful but deadly.

**STOP WORKING. You may check your work from this section only.**



## Answer sheets

The following pages contain the answer sheets, which you can remove from the booklet.

### Remember

The **RIGHT** way to mark your answers on the answer sheet



The **WRONG** way to mark your answers on the answer sheet



You can cut off these pages to make it easier to mark your answers.

Answers to Comprehension section							
Question	Answer		Question	Answer		Question	Answer
1	C		10	D		19	A
2	A		11	C		20	C
3	B		12	A		21	B
4	C		13	B		22	B
5	D		14	C		23	A
6	B		15	A		24	D
7	A		16	C		25	A
8	B		17	B			
9	A		18	D			

# 1



<b>Exam No:</b>	<b>DfE Number:</b>
<b>Name:</b>	<b>Gender:</b>
<b>Date of Birth:</b>	<b>Date of Test:</b>
<b>Current School:</b>	
<b>Venue:</b>	
<b>Session:</b>	

Please write your name here:  
  
Do not write outside the box.

**Instructions**  
 1. Check that you are marking the answer for the correct question number.  
 2. Mark ONE answer only for each question on this answer sheet.  
 3. Use an HB pencil and rub out any errors thoroughly.

Remember, you **must** mark the answers the **RIGHT** way like this: ~~A~~ For example, ~~A~~  B  C  D

<b>Word Choice</b>	
<b>Examples</b> <span style="float: right;">page 11</span>	
i <input type="radio"/> A <del><input type="radio"/> B</del> <input type="radio"/> C <input type="radio"/> D <input type="radio"/> E	
ii <input type="radio"/> A <input type="radio"/> B <input type="radio"/> C <input type="radio"/> D <input type="radio"/> E	
<b>Questions</b> <span style="float: right;">page 12</span>	
1 <input type="radio"/> A <input type="radio"/> B <input type="radio"/> C <input type="radio"/> D <input type="radio"/> E	
2 <input type="radio"/> A <input type="radio"/> B <input type="radio"/> C <input type="radio"/> D <input type="radio"/> E	
3 <input type="radio"/> A <input type="radio"/> B <input type="radio"/> C <input type="radio"/> D <input type="radio"/> E	
4 <input type="radio"/> A <input type="radio"/> B <input type="radio"/> C <input type="radio"/> D <input type="radio"/> E	
5 <input type="radio"/> A <input type="radio"/> B <input type="radio"/> C <input type="radio"/> D <input type="radio"/> E	
6 <input type="radio"/> A <input type="radio"/> B <input type="radio"/> C <input type="radio"/> D <input type="radio"/> E	
7 <input type="radio"/> A <input type="radio"/> B <input type="radio"/> C <input type="radio"/> D <input type="radio"/> E	
	page 13
8 <input type="radio"/> A <input type="radio"/> B <input type="radio"/> C <input type="radio"/> D <input type="radio"/> E	
9 <input type="radio"/> A <input type="radio"/> B <input type="radio"/> C <input type="radio"/> D <input type="radio"/> E	
10 <input type="radio"/> A <input type="radio"/> B <input type="radio"/> C <input type="radio"/> D <input type="radio"/> E	
11 <input type="radio"/> A <input type="radio"/> B <input type="radio"/> C <input type="radio"/> D <input type="radio"/> E	
12 <input type="radio"/> A <input type="radio"/> B <input type="radio"/> C <input type="radio"/> D <input type="radio"/> E	
13 <input type="radio"/> A <input type="radio"/> B <input type="radio"/> C <input type="radio"/> D <input type="radio"/> E	
14 <input type="radio"/> A <input type="radio"/> B <input type="radio"/> C <input type="radio"/> D <input type="radio"/> E	
	page 14
15 <input type="radio"/> A <input type="radio"/> B <input type="radio"/> C <input type="radio"/> D <input type="radio"/> E	
16 <input type="radio"/> A <input type="radio"/> B <input type="radio"/> C <input type="radio"/> D <input type="radio"/> E	
17 <input type="radio"/> A <input type="radio"/> B <input type="radio"/> C <input type="radio"/> D <input type="radio"/> E	
18 <input type="radio"/> A <input type="radio"/> B <input type="radio"/> C <input type="radio"/> D <input type="radio"/> E	
19 <input type="radio"/> A <input type="radio"/> B <input type="radio"/> C <input type="radio"/> D <input type="radio"/> E	
20 <input type="radio"/> A <input type="radio"/> B <input type="radio"/> C <input type="radio"/> D <input type="radio"/> E	
21 <input type="radio"/> A <input type="radio"/> B <input type="radio"/> C <input type="radio"/> D <input type="radio"/> E	
	page 15
22 <input type="radio"/> A <input type="radio"/> B <input type="radio"/> C <input type="radio"/> D <input type="radio"/> E	
23 <input type="radio"/> A <input type="radio"/> B <input type="radio"/> C <input type="radio"/> D <input type="radio"/> E	
24 <input type="radio"/> A <input type="radio"/> B <input type="radio"/> C <input type="radio"/> D <input type="radio"/> E	
25 <input type="radio"/> A <input type="radio"/> B <input type="radio"/> C <input type="radio"/> D <input type="radio"/> E	

<b>Comprehension</b>	
<b>Examples</b> <span style="float: right;">page 9</span>	
i <del><input type="radio"/> A</del> <input type="radio"/> B <input type="radio"/> C <input type="radio"/> D	
ii <input type="radio"/> A <input type="radio"/> B <input type="radio"/> C <input type="radio"/> D	
<b>Questions</b> <span style="float: right;">page 11</span>	
1 <input type="radio"/> A <input type="radio"/> B <input type="radio"/> C <input type="radio"/> D	
	page 12
2 <input type="radio"/> A <input type="radio"/> B <input type="radio"/> C <input type="radio"/> D	
3 <input type="radio"/> A <input type="radio"/> B <input type="radio"/> C <input type="radio"/> D	
4 <input type="radio"/> A <input type="radio"/> B <input type="radio"/> C <input type="radio"/> D	
5 <input type="radio"/> A <input type="radio"/> B <input type="radio"/> C <input type="radio"/> D	
	page 13
6 <input type="radio"/> A <input type="radio"/> B <input type="radio"/> C <input type="radio"/> D	
7 <input type="radio"/> A <input type="radio"/> B <input type="radio"/> C <input type="radio"/> D	
8 <input type="radio"/> A <input type="radio"/> B <input type="radio"/> C <input type="radio"/> D	
9 <input type="radio"/> A <input type="radio"/> B <input type="radio"/> C <input type="radio"/> D	
	page 14
10 <input type="radio"/> A <input type="radio"/> B <input type="radio"/> C <input type="radio"/> D	
11 <input type="radio"/> A <input type="radio"/> B <input type="radio"/> C <input type="radio"/> D	
12 <input type="radio"/> A <input type="radio"/> B <input type="radio"/> C <input type="radio"/> D	
13 <input type="radio"/> A <input type="radio"/> B <input type="radio"/> C <input type="radio"/> D	
	page 15
14 <input type="radio"/> A <input type="radio"/> B <input type="radio"/> C <input type="radio"/> D	
15 <input type="radio"/> A <input type="radio"/> B <input type="radio"/> C <input type="radio"/> D	
16 <input type="radio"/> A <input type="radio"/> B <input type="radio"/> C <input type="radio"/> D	
17 <input type="radio"/> A <input type="radio"/> B <input type="radio"/> C <input type="radio"/> D	
	page 16
18 <input type="radio"/> A <input type="radio"/> B <input type="radio"/> C <input type="radio"/> D	
19 <input type="radio"/> A <input type="radio"/> B <input type="radio"/> C <input type="radio"/> D	
20 <input type="radio"/> A <input type="radio"/> B <input type="radio"/> C <input type="radio"/> D	
21 <input type="radio"/> A <input type="radio"/> B <input type="radio"/> C <input type="radio"/> D	
	page 17
22 <input type="radio"/> A <input type="radio"/> B <input type="radio"/> C <input type="radio"/> D	
23 <input type="radio"/> A <input type="radio"/> B <input type="radio"/> C <input type="radio"/> D	
24 <input type="radio"/> A <input type="radio"/> B <input type="radio"/> C <input type="radio"/> D	
25 <input type="radio"/> A <input type="radio"/> B <input type="radio"/> C <input type="radio"/> D	

<b>Pictures</b>	
<b>Examples</b> <span style="float: right;">page 11</span>	
i <del><input type="radio"/> A</del> <input type="radio"/> B <input type="radio"/> C <input type="radio"/> D <input type="radio"/> E <input type="radio"/> F	
ii <input type="radio"/> A <input type="radio"/> B <input type="radio"/> C <input type="radio"/> D <input type="radio"/> E <input type="radio"/> F	
<b>Questions</b> <span style="float: right;">page 12</span>	
1 <input type="radio"/> A <input type="radio"/> B <input type="radio"/> C <input type="radio"/> D <input type="radio"/> E <input type="radio"/> F	
2 <input type="radio"/> A <input type="radio"/> B <input type="radio"/> C <input type="radio"/> D <input type="radio"/> E <input type="radio"/> F	
3 <input type="radio"/> A <input type="radio"/> B <input type="radio"/> C <input type="radio"/> D <input type="radio"/> E <input type="radio"/> F	
	page 13
4 <input type="radio"/> A <input type="radio"/> B <input type="radio"/> C <input type="radio"/> D <input type="radio"/> E <input type="radio"/> F	
5 <input type="radio"/> A <input type="radio"/> B <input type="radio"/> C <input type="radio"/> D <input type="radio"/> E <input type="radio"/> F	
6 <input type="radio"/> A <input type="radio"/> B <input type="radio"/> C <input type="radio"/> D <input type="radio"/> E <input type="radio"/> F	
	page 14
7 <input type="radio"/> A <input type="radio"/> B <input type="radio"/> C <input type="radio"/> D <input type="radio"/> E <input type="radio"/> F	
8 <input type="radio"/> A <input type="radio"/> B <input type="radio"/> C <input type="radio"/> D <input type="radio"/> E <input type="radio"/> F	
9 <input type="radio"/> A <input type="radio"/> B <input type="radio"/> C <input type="radio"/> D <input type="radio"/> E <input type="radio"/> F	
	page 15
10 <input type="radio"/> A <input type="radio"/> B <input type="radio"/> C <input type="radio"/> D <input type="radio"/> E <input type="radio"/> F	
11 <input type="radio"/> A <input type="radio"/> B <input type="radio"/> C <input type="radio"/> D <input type="radio"/> E <input type="radio"/> F	
12 <input type="radio"/> A <input type="radio"/> B <input type="radio"/> C <input type="radio"/> D <input type="radio"/> E <input type="radio"/> F	
	page 16
13 <input type="radio"/> A <input type="radio"/> B <input type="radio"/> C <input type="radio"/> D <input type="radio"/> E <input type="radio"/> F	
14 <input type="radio"/> A <input type="radio"/> B <input type="radio"/> C <input type="radio"/> D <input type="radio"/> E <input type="radio"/> F	
15 <input type="radio"/> A <input type="radio"/> B <input type="radio"/> C <input type="radio"/> D <input type="radio"/> E <input type="radio"/> F	
	page 17
16 <input type="radio"/> A <input type="radio"/> B <input type="radio"/> C <input type="radio"/> D <input type="radio"/> E <input type="radio"/> F	
17 <input type="radio"/> A <input type="radio"/> B <input type="radio"/> C <input type="radio"/> D <input type="radio"/> E <input type="radio"/> F	
18 <input type="radio"/> A <input type="radio"/> B <input type="radio"/> C <input type="radio"/> D <input type="radio"/> E <input type="radio"/> F	
	page 18
19 <input type="radio"/> A <input type="radio"/> B <input type="radio"/> C <input type="radio"/> D <input type="radio"/> E <input type="radio"/> F	
20 <input type="radio"/> A <input type="radio"/> B <input type="radio"/> C <input type="radio"/> D <input type="radio"/> E <input type="radio"/> F	
21 <input type="radio"/> A <input type="radio"/> B <input type="radio"/> C <input type="radio"/> D <input type="radio"/> E <input type="radio"/> F	

Carefully mark your answers here. Make sure you have the right question.

1



Exam No:	DfE Number:
Name:	Gender:
Date of Birth:	Date of Test:
Current School:	
Venue:	
Session:	

Please write your name here:

Do not write outside the box.

**Instructions**

1. Check that you are marking the answer for the correct question number.
2. Mark ONE answer only for each question on this answer sheet.
3. Use an HB pencil and rub out any errors thoroughly.

Remember, you **must** mark the answers the **RIGHT** way like this: ~~A~~ For example, ~~A~~ B C D

**Word Choice Examples** page 11

- i ~~A~~ ~~B~~ C D E
- ii A B C D E

**Questions** page 12

- 1 A B C D E
- 2 A B C D E
- 3 A B C D E
- 4 A B C D E
- 5 A B C D E
- 6 A B C D E
- 7 A B C D E

page 13

- 8 A B C D E
- 9 A B C D E
- 10 A B C D E
- 11 A B C D E
- 12 A B C D E
- 13 A B C D E
- 14 A B C D E

page 14

- 15 A B C D E
- 16 A B C D E
- 17 A B C D E
- 18 A B C D E
- 19 A B C D E
- 20 A B C D E
- 21 A B C D E

page 15

- 22 A B C D E
- 23 A B C D E
- 24 A B C D E
- 25 A B C D E

**Comprehension Examples** page 9

- i ~~A~~ B C D
- ii A B C D

**Questions** page 11

- 1 A B C D
- 2 A B C D
- 3 A B C D
- 4 A B C D
- 5 A B C D

page 13

- 6 A B C D
- 7 A B C D
- 8 A B C D
- 9 A B C D

page 14

- 10 A B C D
- 11 A B C D
- 12 A B C D
- 13 A B C D

page 15

- 14 A B C D
- 15 A B C D
- 16 A B C D
- 17 A B C D

page 16

- 18 A B C D
- 19 A B C D
- 20 A B C D
- 21 A B C D

page 17

- 22 A B C D
- 23 A B C D
- 24 A B C D
- 25 A B C D

**Pictures Examples** page 11

- i ~~A~~ B C D E F
- ii A B

**Questions**

- 1 A B
- 2 A B
- 3 A B

page 13

- 4 A B C D E F
- 5 A B C D E F
- 6 A B C D E F

page 14

- 7 A B C D E F
- 8 A B C D E F
- 9 A B C D E F

page 15

- 10 A B C D E F
- 11 A B C D E F
- 12 A B C D E F

page 16

- 13 A B C D E F
- 14 A B C D E F
- 15 A B C D E F

page 17

- 16 A B C D E F
- 17 A B C D E F
- 18 A B C D E F

page 18

- 19 A B C D E F
- 20 A B C D E F
- 21 A B C D E F

You can cut off these pages to make it easier to mark your answers.

**This page has been left blank.**

**This page has been left blank.**

**This page has been left blank.**

**WARNING:** THIS PAPER AND ITS CONTENTS ARE COPYRIGHT PROTECTED. ANY UNAUTHORISED REPRODUCTION, MODIFICATION, DISTRIBUTION, DISPLAY, TRANSMISSION OR PUBLICATION OF THIS PAPER OR ANY CONTENT CONTAINED HEREIN IS ILLEGAL AND IS EXPRESSLY PROHIBITED. THE COPYRIGHT HOLDER RESERVES THE RIGHT TO TAKE FORMAL LEGAL ACTION AGAINST ANYONE FOUND TO HAVE ILLEGALLY PHOTOCOPIED, REPRODUCED OR PUBLISHED (INCLUDING VIA ANY THIRD PARTY WEBSITE BY ANY MEANS), OR TRANSMITTED THIS PAPER IN WHOLE OR IN PART, IN ANY FORM OR BY ANY MEANS. ALL RIGHTS ARE RESERVED. FAILURE TO COMPLY WITH THIS NOTICE SHALL ESTABLISH PERSONAL LIABILITY AGAINST THE OFFENDER AND THE COPYRIGHT HOLDER RESERVES THE RIGHT TO PURSUE CIVIL ACTION AGAINST ANY INDIVIDUAL FOUND TO BE IN BREACH OF THIS WARNING. SUCH ACTION MAY GIVE RISE TO SIGNIFICANT FINANCIAL PENALTY OR CRIMINAL PROSECUTION.